

Scaled data based on original data using
LM-79-08 Approved Method: Electrical and Photometric Measurements of Solid-
State Lighting Products

Test Report Prepared for
Cooper Lighting Solutions
(formerly Eaton)

Brand: STREETWORKS

Report Number: P454939

Luminaire Tested: **GLAN-SA6A-750-U-T3**

Issue Date: 1/4/2021

Test Information

Test Method: LM-79-08
Report Number: P454939
TEST IS SCALED FROM IESNA LM-79-08 TEST DATA (G3-2011-042-12)
Test Lab: INNOVATION CENTER
Issue Date: 1/4/2021
Manufacturer: COOPER LIGHTING SOLUTIONS (FORMERLY EATON)
Product Line: STREETWORKS
Catalog Number: GLAN-SA6A-750-U-T3
Description: GALLEON AREA AND ROADWAY LUMINAIRE
(6) 70 CRI, 5000K, 615mA LIGHTSQUARES WITH 16 LEDS EACH AND TYPE III OPTICS
Light Source: -
Ballast/Driver: ELECTRONIC DRIVER

Summary

Lumens per Lamp: N/A
Luminaire Lumens: 26892 lumens
Efficiency: N/A
Efficacy: 147.8 lumens/watt
Luminous Opening: Rectangular (W 1.5' x L: 1' x H: 0')
IES Classification: Type III - Short
BUG Rating: B3 - U0 - G4

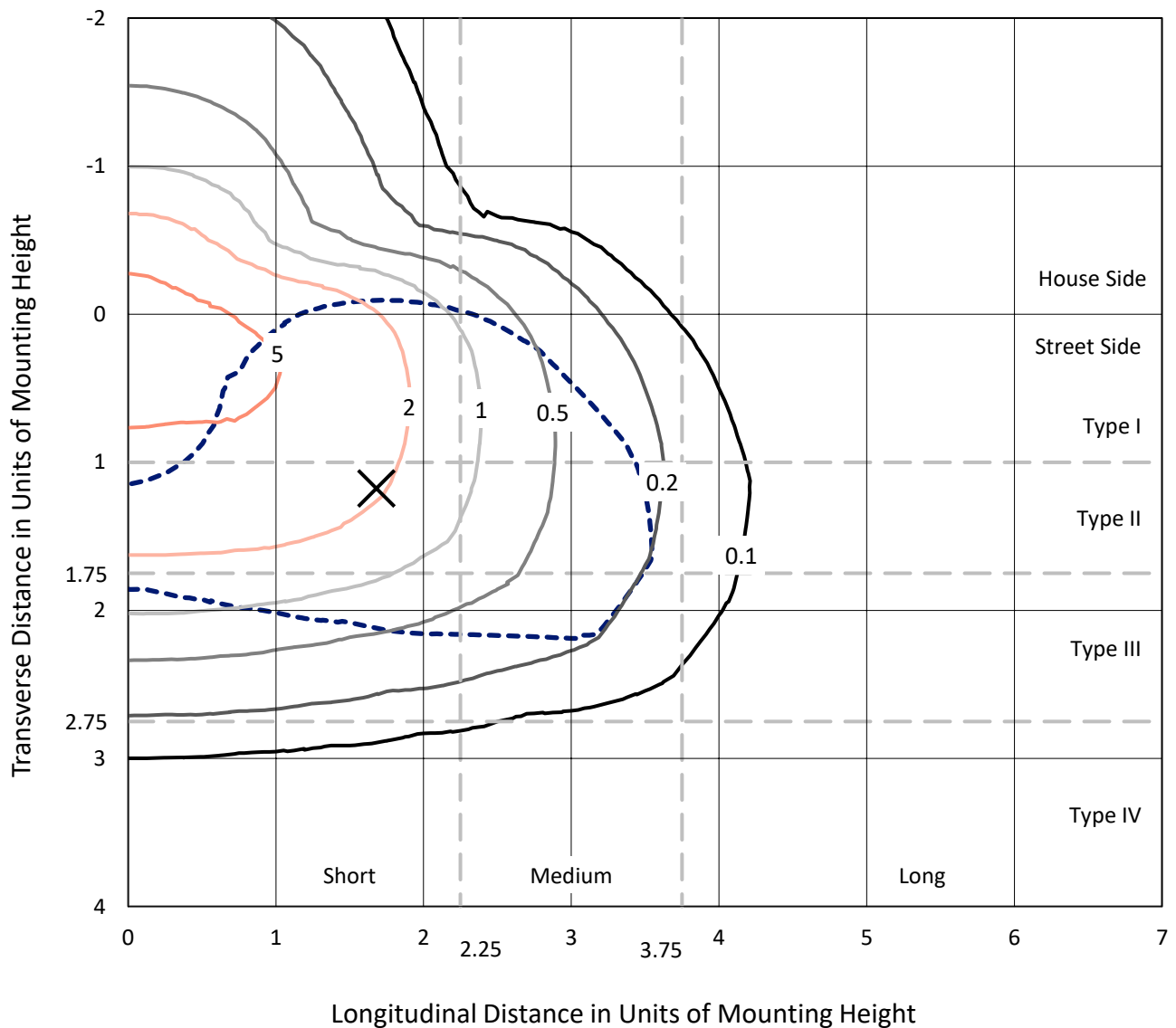
Input Watts (W): 182
Input Voltage (V): NR
Input Current (A_{in}): NR
Voltage Rise (V): NR
Power Factor: NR
Total Harmonic Distortion (THDi): NR
Frequency (hertz): 60
Stabilization Time: NR
Operation Time: NR
Ambient Temperature (°C): NR
Test Distance: 24 FT



REPORT NUMBER: P454939
 CATALOG NUMBER: GLAN-SA6A-750-U-T3

Iso-Footcandle Lines of Horizontal Illumination

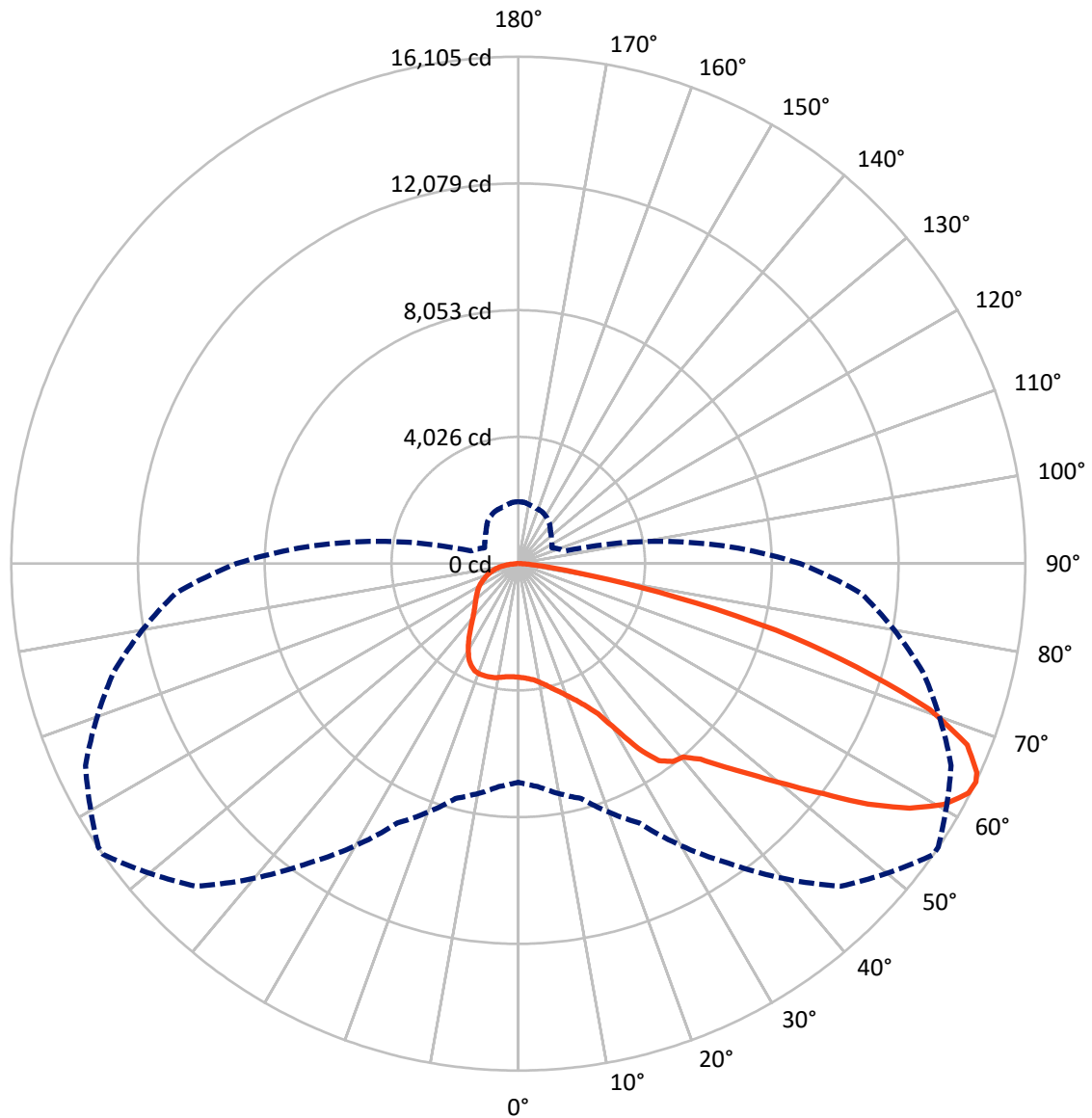
× Max cd
 - - - 1/2 Max cd



Based on 25 foot mounting height. Maximum calculated value = 6.6 fc
 Type III - Short - N/A

REPORT NUMBER: P454939
CATALOG NUMBER: GLAN-SA6A-750-U-T3

Luminous Intensity Polar Plot



— Vertical Plane Through 55-Deg Lateral - - - Horizontal Cone Through 64-Deg Vertical

REPORT NUMBER: P454939

CATALOG NUMBER: GLAN-SA6A-750-U-T3

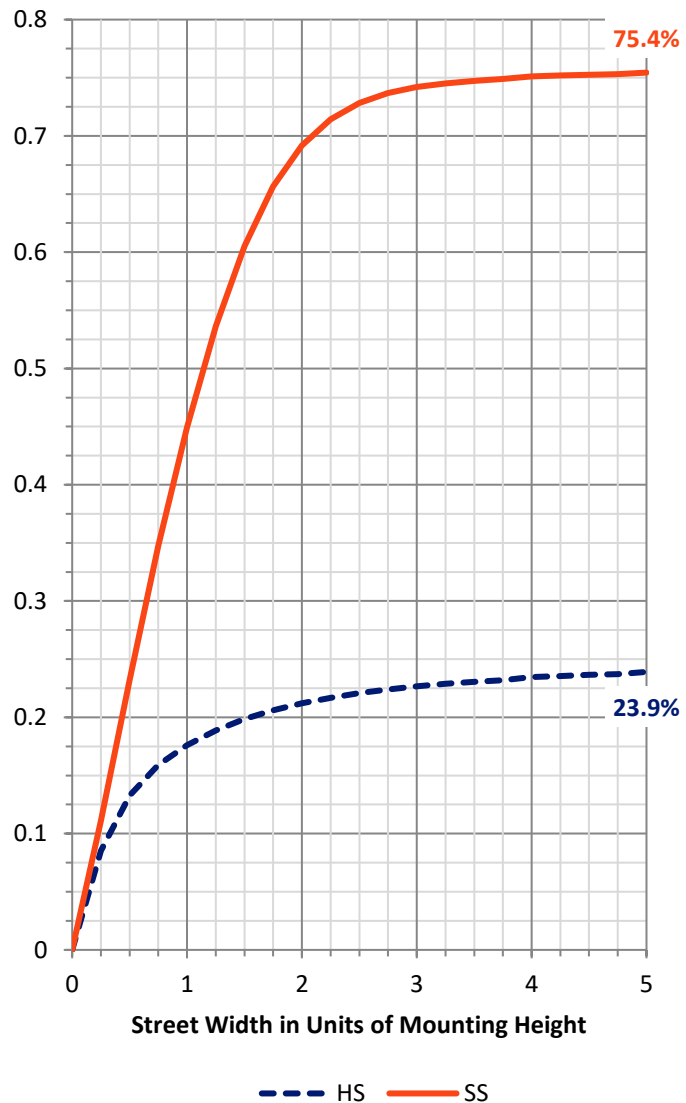
FLUX DISTRIBUTION:

		Downward	Upward	Total
House Side	Lumens	6532.6	0.0	6532.6
	% Fixture	24.3	0.0	24.3
Street Side	Lumens	20359.4	0.0	20359.4
	% Fixture	75.7	0.0	75.7
Total	Lumens	26892.0	0.0	26892.0
	% Fixture	100.0	0.0	100.0

Coefficient of Utilization

ZONAL LUMENS:

Zone	Lumens	% Fixture
0°-10°	351.0	1.3
10°-20°	1107.4	4.1
20°-30°	1971.5	7.3
30°-40°	3033.4	11.3
40°-50°	4300.0	16.0
50°-60°	6224.2	23.1
60°-70°	6441.4	24.0
70°-80°	3016.5	11.2
80°-90°	446.6	1.7
90°-100°	0.0	0.0
100°-110°	0.0	0.0
110°-120°	0.0	0.0
120°-130°	0.0	0.0
130°-140°	0.0	0.0
140°-150°	0.0	0.0
150°-160°	0.0	0.0
160°-170°	0.0	0.0
170°-180°	0.0	0.0
0°-90°	26892.0	100.0
0°-180°	26892.0	100.0



REPORT NUMBER: P454939

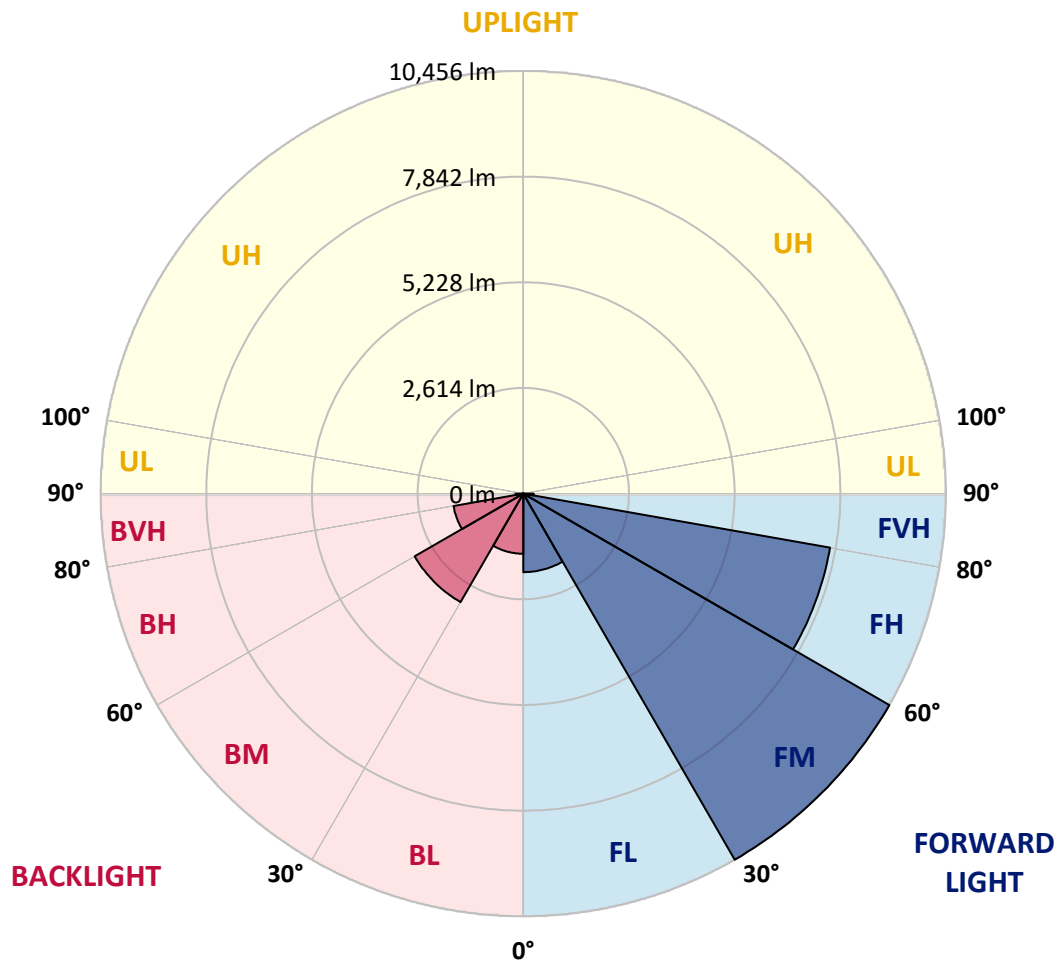
CATALOG NUMBER: GLAN-SA6A-750-U-T3

LUMINAIRE CLASSIFICATION SYSTEM LUMEN TABLE AND BUG RATING:

Zone		Lumens	% Fixture	Zone Rating/Lumen Limit		
				B	U	G
FL	(0°-30°)	1942.0	7.2			
FM	(30°-60°)	10456.3	38.9			
FH	(60°-80°)	7705.3	28.7			G4/12000
FVH	(80°-90°)	255.7	1.0			G3/500
BL	(0°-30°)	1487.9	5.5	B3/2500		
BM	(30°-60°)	3101.3	11.5	B3/5000		
BH	(60°-80°)	1752.6	6.5	B3/2500		G3/2500
BVH	(80°-90°)	190.9	0.7			G2/225
UL	(90°-100°)	0.0	0.0		U0/0	
UH	(100°-180°)	0.0	0.0		U0/0	

BUG Rating: B3-U0-G4

Type III Short





REPORT NUMBER: P454939

CATALOG NUMBER: GLAN-SA6A-750-U-T3

CANDELA DISTRIBUTION (FULL):

	0°	5°	15°	25°	35°	45°	55°	56°	65°	75°	85°
0°	3608.1	3608.1	3608.1	3608.1	3608.1	3608.1	3608.1	3608.1	3608.1	3608.1	3608.1
2.5°	3648.6	3647.1	3651.6	3647.1	3650.1	3639.6	3635.1	3638.1	3633.6	3626.1	3612.6
5°	3693.5	3692.0	3693.5	3687.5	3690.5	3684.5	3674.1	3677.0	3669.6	3653.1	3633.6
7.5°	3770.0	3764.0	3764.0	3762.5	3756.5	3747.5	3740.0	3737.0	3729.5	3708.5	3678.5
10°	3868.9	3868.9	3870.4	3858.4	3865.9	3849.4	3841.9	3840.4	3815.0	3788.0	3746.0
12.5°	3999.3	4006.8	4002.3	3996.3	3993.3	3987.3	3961.9	3967.9	3939.4	3892.9	3841.9
15°	4161.2	4173.2	4165.7	4162.7	4155.2	4132.7	4122.3	4117.8	4080.3	4012.8	3945.4
17.5°	4375.6	4360.6	4354.6	4347.1	4315.6	4299.1	4281.1	4278.1	4245.2	4165.7	4060.8
20°	4563.0	4583.9	4572.0	4564.5	4533.0	4501.5	4488.0	4483.5	4455.0	4368.1	4200.2
22.5°	4786.3	4790.8	4795.3	4777.3	4762.3	4738.3	4714.4	4706.9	4696.4	4606.4	4401.1
25°	5024.7	5042.6	5027.6	5009.7	4991.7	4990.2	5012.7	5009.7	5005.2	4918.2	4667.9
27.5°	5412.9	5429.4	5433.9	5414.4	5345.4	5351.4	5402.4	5418.9	5487.8	5343.9	5011.2
30°	5631.7	5648.2	5685.7	5759.2	5868.6	5964.5	6087.4	6124.9	6190.9	5919.6	5418.9
32.5°	5766.7	5772.7	5840.1	5976.5	6304.8	6663.1	6997.3	7010.8	7052.8	6672.1	5792.1
35°	5979.5	5984.0	6038.0	6187.9	6573.1	7169.7	7686.9	7703.4	7668.9	6905.9	5966.0
37.5°	6241.8	6253.8	6288.3	6412.7	6872.9	7593.9	7973.2	7961.2	7655.4	7091.8	6273.3
40°	6624.1	6624.1	6583.6	6751.5	7189.2	7836.8	8073.6	8052.6	7971.7	7629.9	6741.0
42.5°	6961.4	6955.4	7051.3	7165.2	7584.9	8211.5	8494.8	8529.3	8662.7	8306.0	7273.2
45°	7400.6	7427.5	7481.5	7688.4	8258.0	8851.6	9217.4	9250.3	9439.2	9101.9	7895.2
47.5°	7844.3	7853.3	8022.7	8298.5	9091.4	9719.5	10019.3	10073.3	10245.7	10032.8	8565.3
50°	8159.1	8244.5	8515.8	8950.5	9950.4	10777.8	11011.7	11076.1	11380.4	11046.1	9346.3
52.5°	8491.8	8575.8	8907.1	9569.6	10936.7	11860.1	12147.9	12191.4	12507.7	12071.5	10145.2
55°	8776.6	8854.6	9230.8	10118.3	11722.2	12964.9	13486.5	13435.5	13586.9	12861.4	10761.3
57.5°	8823.1	8886.1	9359.8	10469.0	12312.8	13912.2	14660.2	14690.2	14514.8	13452.0	11269.5
60°	8463.4	8592.3	9136.4	10431.5	12578.1	14571.8	15535.6	15556.6	15059.0	13754.8	11471.9
62.5°	7826.3	7812.8	8470.9	9828.9	12206.4	14721.7	16051.3	16028.8	15271.8	13609.4	11275.5
64°	6946.4	7108.3	7722.9	9088.4	11606.8	14490.8	16105.3	16093.3	15169.9	13306.6	10941.2
65°	6409.7	6400.7	7007.8	8482.8	11010.2	14143.1	16009.3	15992.8	14957.0	13035.3	10681.9
67.5°	4627.4	4648.4	5248.0	6546.1	8950.5	12783.5	15384.2	15322.8	14117.6	12135.9	9695.5
70°	2803.1	2815.1	3285.8	4342.6	6424.7	10334.1	13867.3	13870.3	12832.9	10792.8	8252.0
72.5°	1476.5	1508.0	1696.9	2465.9	3901.9	7250.7	11250.0	11516.8	11017.7	9211.4	6519.2
75°	821.5	825.9	959.4	1215.7	1990.7	4057.8	8455.9	8532.3	8722.7	7414.1	4820.8
77.5°	626.6	635.6	677.5	785.5	1083.8	1881.2	5117.6	5501.3	6147.4	5227.0	2750.7
80°	508.2	517.2	553.1	617.6	721.0	891.9	2377.4	2584.3	3290.3	2320.5	1073.3
82.5°	395.7	389.7	436.2	478.2	524.7	527.6	975.8	1079.3	1340.1	998.3	464.7
85°	293.8	293.8	331.3	322.3	338.8	308.8	430.2	475.2	536.6	424.2	215.9
87.5°	116.9	128.9	217.4	194.9	151.4	121.4	158.9	167.9	185.9	166.4	89.9
90°	0.0	0.0	0.0	0.0	0.0	0.0	0.0	0.0	0.0	0.0	0.0



REPORT NUMBER: P454939

CATALOG NUMBER: GLAN-SA6A-750-U-T3

CANDELA DISTRIBUTION (continued):

	90°	95°	105°	115°	125°	135°	145°	155°	165°	175°	180°
0°	3608.1	3608.1	3608.1	3608.1	3608.1	3608.1	3608.1	3608.1	3608.1	3608.1	3608.1
2.5°	3614.1	3618.6	3608.1	3600.6	3597.6	3593.1	3588.6	3590.1	3596.1	3602.1	3600.6
5°	3632.1	3633.6	3615.6	3606.6	3600.6	3594.6	3594.6	3599.1	3611.1	3620.1	3620.1
7.5°	3677.0	3677.0	3651.6	3635.1	3626.1	3615.6	3612.6	3614.1	3623.1	3635.1	3636.6
10°	3747.5	3741.5	3708.5	3683.0	3666.6	3641.1	3618.6	3606.6	3611.1	3618.6	3618.6
12.5°	3832.9	3816.5	3774.5	3740.0	3699.5	3651.6	3605.1	3581.1	3579.6	3587.1	3584.1
15°	3924.4	3906.4	3847.9	3785.0	3714.5	3644.1	3588.6	3554.1	3527.1	3519.7	3536.1
17.5°	4030.8	3993.3	3912.4	3825.4	3720.5	3629.1	3542.1	3471.7	3423.7	3410.2	3414.7
20°	4159.7	4110.3	4000.8	3864.4	3716.0	3575.1	3440.2	3345.8	3267.8	3243.8	3246.8
22.5°	4338.1	4252.7	4092.3	3883.9	3678.5	3473.2	3285.8	3162.9	3068.5	3031.0	3053.5
25°	4540.5	4447.5	4179.2	3879.4	3581.1	3309.8	3102.9	2942.5	2857.1	2801.6	2813.6
27.5°	4819.3	4654.4	4272.2	3838.9	3441.7	3110.4	2870.6	2719.2	2641.2	2612.8	2626.2
30°	5176.0	4922.7	4372.6	3729.5	3221.4	2858.6	2636.7	2537.8	2491.3	2455.4	2467.4
32.5°	5433.9	5111.6	4395.1	3545.1	2983.0	2629.2	2477.8	2404.4	2353.4	2319.0	2326.4
35°	5618.3	5272.0	4384.6	3318.8	2734.2	2440.4	2351.9	2292.0	2209.5	2134.6	2121.1
37.5°	5865.6	5472.9	4308.1	3071.5	2488.3	2313.0	2250.0	2139.1	2020.7	1920.2	1915.7
40°	6244.8	5708.2	4144.7	2780.6	2278.5	2218.5	2142.1	1998.2	1870.8	1789.8	1783.8
42.5°	6636.1	5925.5	3922.9	2474.9	2106.1	2119.6	2026.6	1884.2	1806.3	1753.8	1747.8
45°	7114.3	6160.9	3683.0	2209.5	1978.7	2026.6	1926.2	1843.8	1797.3	1762.8	1753.8
47.5°	7631.4	6402.2	3413.2	1971.2	1870.8	1941.2	1884.2	1846.8	1821.3	1797.3	1786.8
50°	8189.0	6672.1	3159.9	1779.3	1773.3	1852.8	1879.7	1866.3	1851.3	1843.8	1834.8
52.5°	8800.6	6947.9	2947.0	1644.4	1687.9	1789.8	1881.2	1891.7	1891.7	1887.2	1881.2
55°	9214.4	7139.7	2731.2	1535.0	1600.9	1738.8	1878.2	1918.7	1933.7	1927.7	1921.7
57.5°	9520.2	7244.7	2459.9	1440.5	1527.5	1689.4	1861.8	1921.7	1936.7	1944.2	1941.2
60°	9583.1	7147.2	2104.6	1341.6	1448.0	1617.4	1801.8	1876.7	1896.2	1942.7	1947.2
62.5°	9299.8	6847.4	1750.8	1244.2	1350.6	1508.0	1720.9	1825.8	1864.8	1936.7	1944.2
64°	8952.0	6511.7	1554.5	1182.7	1287.6	1446.5	1680.4	1812.3	1863.3	1959.2	1965.2
65°	8697.2	6267.3	1431.5	1143.7	1247.2	1406.1	1657.9	1816.8	1876.7	1993.7	2002.7
67.5°	7758.8	5426.4	1184.2	1052.3	1151.2	1337.1	1662.4	1854.3	1873.8	2007.2	2005.7
70°	6420.2	4320.1	992.3	968.4	1058.3	1281.6	1644.4	1794.3	1795.8	1884.2	1863.3
72.5°	4807.3	3192.9	860.4	881.4	954.9	1149.7	1553.0	1713.4	1687.9	1699.9	1678.9
75°	3302.3	2112.1	740.5	788.5	846.9	1016.3	1424.1	1556.0	1515.5	1500.5	1485.5
77.5°	1762.8	1167.7	616.1	697.0	736.0	878.4	1242.7	1370.1	1328.1	1269.7	1250.2
80°	713.5	550.1	496.2	577.1	599.6	707.5	1034.3	1113.8	1082.3	980.3	947.4
82.5°	358.3	329.8	389.7	454.2	455.7	505.2	769.0	843.9	773.5	649.1	620.6
85°	187.4	193.4	268.3	319.3	281.8	272.8	461.7	511.2	469.2	407.7	367.3
87.5°	67.5	77.9	140.9	139.4	98.9	52.5	101.9	49.5	27.0	16.5	21.0
90°	0.0	0.0	0.0	0.0	0.0	0.0	0.0	0.0	0.0	0.0	0.0

(END OF REPORT)